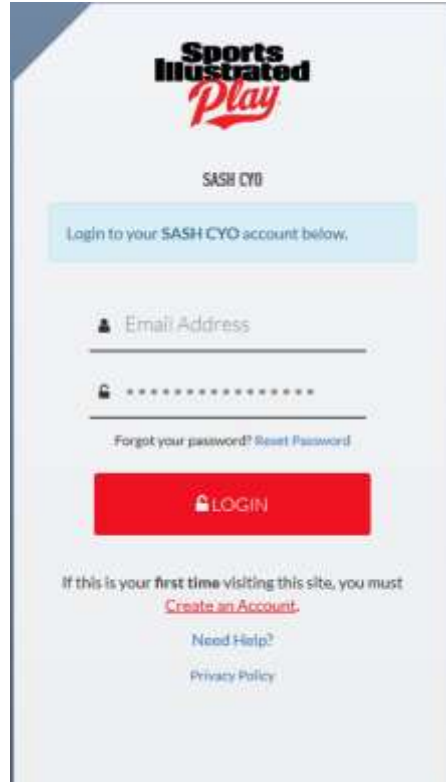


Steps to Create an Account, Family Account, to Register a Session, and Payment

I. Creating an Account:

1. Go to <https://sashcrusaders.siplay.com/login>
2. Click “**Create an Account**”: If you are a First Time User



3. Fill-out the “Login Credentials” Form, and click Create User  :

A screenshot of the Sports Illustrated Play SASH CYO "LOGIN CREDENTIALS" form. The form is titled "LOGIN CREDENTIALS" and has a sub-header "Enter the email address and password you want to use to log in to your account." It contains several input fields: "Email", "Confirm Email", "Password", and "Confirm password". Below the "Password" field, there are instructions: "Your password must..." followed by a list of requirements: "• be at least 8 characters long", "• contain at least 1 letter", "• contain at least 1 number", and "• NOT CONTAIN any white spaces". At the bottom of the form, there are two buttons: "Create User" (highlighted in blue) and "Cancel". The Sports Illustrated Play logo is in the top left corner, and "SASH CYO" is in the top right corner. The Sports Illustrated Play logo and "Privacy Policy" link are in the bottom left and right corners respectively.

4. Fill-out the Create Your Account, and click [+ Create Account](#) Create Account:

CREATE ACCOUNT

Login Information

Your login email address will be: **cjmfamily@verizon.net**

Personal Information

Specify information about YOURSELF. You will be able to add other individuals to your account shortly.

Your First Name* Last Name*

Street*

City* State* Zip*


Phone* Phone Type*

Phone should be in the format of 555-555-555x555

Please email sports-related info, tips, and offers for families, coaches and players from Sports Illustrated Play


By creating an account, I agree to Sports Illustrated Play's [Terms of Use](#) and [Privacy Policy](#).

[+ Create Account](#) [Cancel](#)



II. Creating a Family Account:

1. Click Add an Adult [Add an Adult](#) if you are creating a Family Account to register a child(ren).



FAMILY ACCOUNT

If you are creating this account for your Family and plan to register a child, you can add a second adult such as your Spouse, a Guardian or a Grandparent.

If you are creating this account to register yourself, you can skip this step.

[Add an Adult](#) [Skip](#)

2. Fill-out “Adult to Account Form”, and click Save  :



SASH CYO

[Logout](#) [Home](#)

ADD ADULT TO ACCOUNT

General Information

First Name (Legal)	Middle Name	Last Name
<input type="text"/>	<input type="text"/>	<input type="text" value="Moser"/>

Nickname

The name this person goes by

Family Administrator

Yes
 No

Can this adult administer this family account?

Contact Information

Login Email Share with My Team

Receive sports-related info, tips, and offers for families, coaches and players from Sports Illustrated Play.

Alternate Emails Share with My Team

Receive Upcoming Event Reminders

Games Practices Other Events

Primary Phone Share with My Team Phone Type

Home

Alternate Phones Share with My Team Phone Type

Home

Home

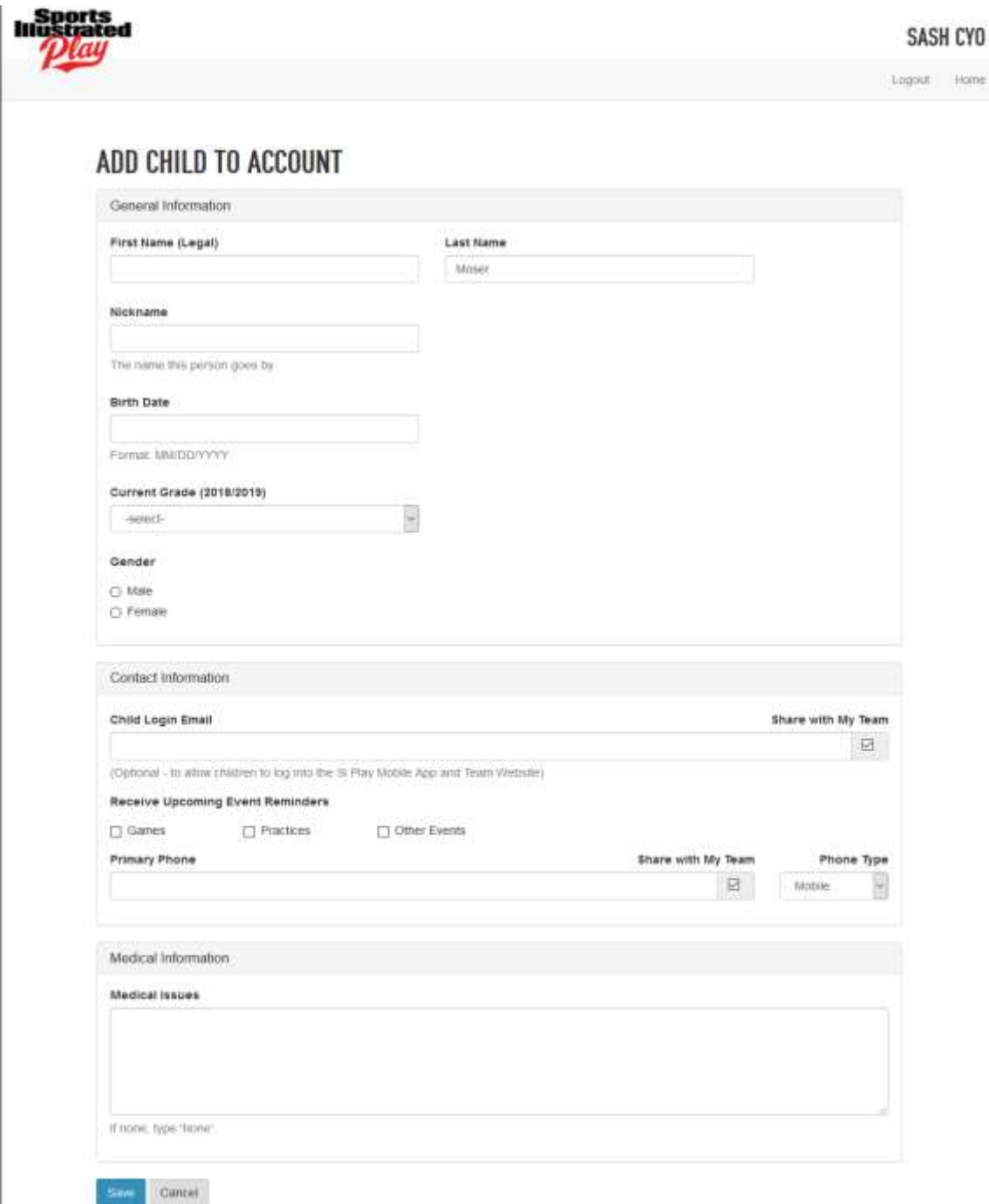
3. Click Register to Play/Participate [Register to Play/Participate](#) :

The screenshot shows the user's account page. At the top left is the Sports Illustrated Play logo. At the top right, the user's name "SASH CYO" is displayed, along with "Logout" and "Home" links. The main heading is "WELCOME - KATIE". Below this, there are two columns of content. The left column contains a "Recent Registrations" box with the text "You have no current registrations." and two buttons: "Register to Play/Participate" and "Apply to Coach/Volunteer". The right column contains three boxes: "Account Options" with links for "Account Settings" and "Order History"; "Get Text Messages" with a message stating the account is not set up for text messages and a link to "Enable Text Messaging"; and "Verify Your Email Address" with a message stating the email has not been verified and a "Verify Email" button.

4. Choose “New Child,” and click Register now [Register now](#) :

The screenshot shows the "CHOOSE REGISTRANT" page. At the top left is the Sports Illustrated Play logo. At the top right, the user's name "SASH CYO" is displayed, along with "Logout" and "Home" links. The main heading is "CHOOSE REGISTRANT". Below this, there is a "Registrants" section with a radio button selected for "New Child". Below the radio button is a "Register now" button. At the bottom left, there is a link that says "CANCEL AND RETURN TO ACCOUNTS PAGE". On the right side, there is a "Need Help?" box with a link that says "Get help with registration".

5. Fill-out “Add Child to Account,” and click Save  :



Sports Illustrated Play SASH CYO
Logout Home

ADD CHILD TO ACCOUNT

General Information

First Name (Legal) Last Name


Nickname
The name this person goes by

Birth Date
Format: MM/DD/YYYY


Current Grade (2018/2019)

Gender
 Male
 Female

Contact Information


Child Login Email Share with My Team 
(Optional - to allow children to log into the SI Play Mobile App and Team Website)

Receive Upcoming Event Reminders
 Games Practices Other Events

Primary Phone Share with My Team  Phone Type

Medical Information

Medical Issues
If none, type "none".

6. Click “Home”  to add another child to your Family Account. Go to Page 6 for “Steps to Register and Make Payment” to register a Session(s) and to make payment.

7. Repeat Steps 4 and 5 to Add Another Child.

III. Register a Session (Sports):

1. From Your Home Account Page, click Register to Play/Participate [Register to Play/Participate](#) :

The screenshot shows the user's account page. At the top left is the Sports Illustrated Play logo. At the top right, the user's name "SASH CYO" is displayed, along with "Logout" and "Home" links. The main heading is "WELCOME - KATIE". Below this, there are three main sections: "Recent Registrations" (stating "You have no current registrations" with "Register to Play/Participate" and "Apply to Coach/Volunteer" buttons), "Account Options" (with links for "Account Settings" and "Order History"), and "Get Text Messages" (stating the account is not set up for text messages with an "Enable Text Messaging" link). A "Verify Your Email Address" section at the bottom indicates the email has not been verified and includes a "Verify Email" button.

2. Choose which Registrants to register, and click [Register now](#) :


The screenshot shows the "CHOOSE REGISTRANT" page. At the top left is the Sports Illustrated Play logo. At the top right, the user's name "SASH CYO" is displayed, along with "Logout" and "Home" links. The main heading is "CHOOSE REGISTRANT". Below this, there is a "Registrants" section with three radio button options: "Joseph (Joey) (child)", "Christopher (Chris) (child)", and "New Child". A "Need Help?" section on the right contains a link "Get help with registration". At the bottom left, there is a "Register now" button and a link "CANCEL AND RETURN TO ACCOUNTS PAGE".


3. Click the ∨ next to the Sport box to see what Division (level) to register.

The screenshot shows the top of the registration page. On the left is the "Sports Illustrated Play" logo. On the right, the user name "SASH CYO" is displayed, with "Logout" and "Home" links below it. The main heading is "CHOOSE SESSION FOR JOSEPH (JOEY) MOSER". Below this is a light blue bar with the text "Registration for Joseph (Joey) Moser born [REDACTED] Current Grade (2018/2019): 6". There are two dropdown menus: "WINTER 2018 BASKETBALL" and "WINTER CHEERLEADING 2018". To the right is a "Need Help?" section with a link "Get help with registration". At the bottom left is a link "CANCEL AND RETURN TO ACCOUNTS PAGE".

4. Click Register as a Player Register as a Player :

This screenshot shows the registration page with the "WINTER 2018 BASKETBALL" dropdown menu expanded. The heading "CHOOSE SESSION FOR JOSEPH (JOEY) MOSER" is at the top. The light blue bar contains "Registration for Joseph (Joey) Moser born [REDACTED] Current Grade (2018/2019): 6". The expanded menu shows "Select a Division for Joseph (Joey) Moser:" with a radio button selected for "Junior Varsity" at a cost of "\$110.00". Below this is a blue button with a checkmark and the text "Register as a Player". The "WINTER CHEERLEADING 2018" dropdown is visible below. The "Need Help?" section on the right remains the same. The "CANCEL AND RETURN TO ACCOUNTS PAGE" link is at the bottom left.

5. Fill-out “Registration Information” Form, and click Continue  :



SASH CYO

Logout Home

REGISTRATION INFORMATION FOR JOSEPH (JOEY) MOSER

WINTER 2018 BASKETBALL – JUNIOR VARSITY

Date of Birth *

Religion *

Parishioners of *

Gender *


Name of School *

Grade *

I, as parent or guardian of the aforementioned child, hereby give my/our approval to his or her participation in any and all of the activities of SASH CYO program during the season. I assume all risks and hazards incidental to the conduct of the act. *


I as parent or guardian of the aforementioned child, give permission to allow my child's pictures, with or without name, video of my child to be posted on SASH CYO webpage of respective parishes or social network page. *

Comment

 [Change Session](#)

[CANCEL AND RETURN TO ACCOUNT PAGE](#)

6. Fill-out “Emergency Contact Account” Form, and click Save & Continue  :



SASH CYO

Logout Home

ADD EMERGENCY CONTACT TO ACCOUNT

Emergency Contact Information

In the event of an emergency and we cannot contact you, who else should we contact?

First Name*

Last Name*


Primary Phone*

Type

Phone should be in the format of 555-555-5555x55

Alternate Phone

Type



7. If you have multiple children (players) to register, then click Register Additional Players/Volunteer [+ Register Additional Players / Volunteers](#) OR to continue Checkout steps, please go to page 11.

Sports Illustrated Play SASH CYO
Logout Home

SHOPPING CART

The following registration has been added to your cart:
Joseph Mober
Season: Winter 2016 Basketball
Division: Junior Varsity

Registrations		
Joseph Mober Player	Winter 2016 Basketball	\$110.00
Adjustments		
	Family Fee	\$50.00
Total		\$160.00

SPECIAL OFFERS EXCLUSIVELY FOR SASH CYO

Gear-up with must-haves for play this season. Select options you are interested in, get your exclusive offer straight to your inbox!

SQUAD LOCKER Custom Team & League Gear in 2 Weeks Or Less!
Get 10% Off All Orders By Using PROMO Code PLAY10

By clicking a partner offer, you authorize SI Play LLC to provide your name and contact information to the selected partners, which may be used and shared in accordance with their respective privacy policies (Squadlocker)

[✕ Edit Cart](#)
[+ Register Additional Players / Volunteers](#)
[Continue to Checkout ▶](#)

8. Choose another child (registrant), and click Register now [✔ Register now](#). You will notice your Shopping Cart Box on the side of what's in the cart.

Sports Illustrated Play SASH CYO
Logout Home

CHOOSE REGISTRANT

Registrants

- Katie (empty)
- Joseph (Joby) (empty)
- Christopher (Chris) (selected)
- New Adult
- New Child

[✔ Register now](#)

[CANCEL AND RETURN TO ACCOUNTS PAGE](#)

Shopping Cart

Players

Joseph

Total \$160.00


[✕ View Cart](#)

Need Help?

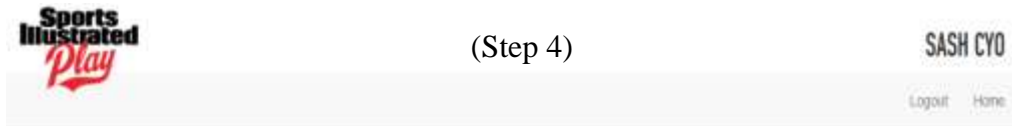
[Get help with registration](#)

9. Repeat Steps 3, 4, and 5:

(Step 3)



(Step 4)



CHOOSE SESSION FOR CHRISTOPHER (CHRIS) MOSER

Registration for Christopher (Chris) Moser born 8/17/2009 Current Grade (2018/2019): 4

WINTER 2018 BASKETBALL

Select a Division for Christopher (Chris) Moser:

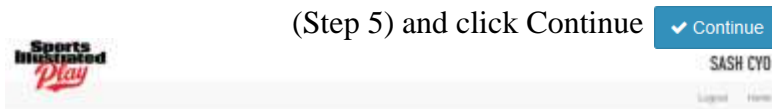
Fourth Grade
Grade 4
\$80.00

Register as a Player

WINTER CHEERLEADING 2018

CANCEL AND RETURN TO ACCOUNTS PAGE

(Step 5) and click Continue



REGISTRATION INFORMATION FOR CHRISTOPHER (CHRIS) MOSER

WINTER 2018 BASKETBALL - FOURTH GRADE

Date of Birth *

Religion *

Personners at *

Gender *

Name of School *

Grade *

I, as parent or guardian of the aforementioned child, hereby give my/our approval to his or her participation in any and all of the activities of SASH CYO program during the season. I assume all risks and hazards incidental to the conduct of the sport.

I, as parent or guardian of the aforementioned child, give permission to allow my child's photos, with or without name, video of my child to be posted on SASH CYO webpage of respective parties or social network page.

Comments

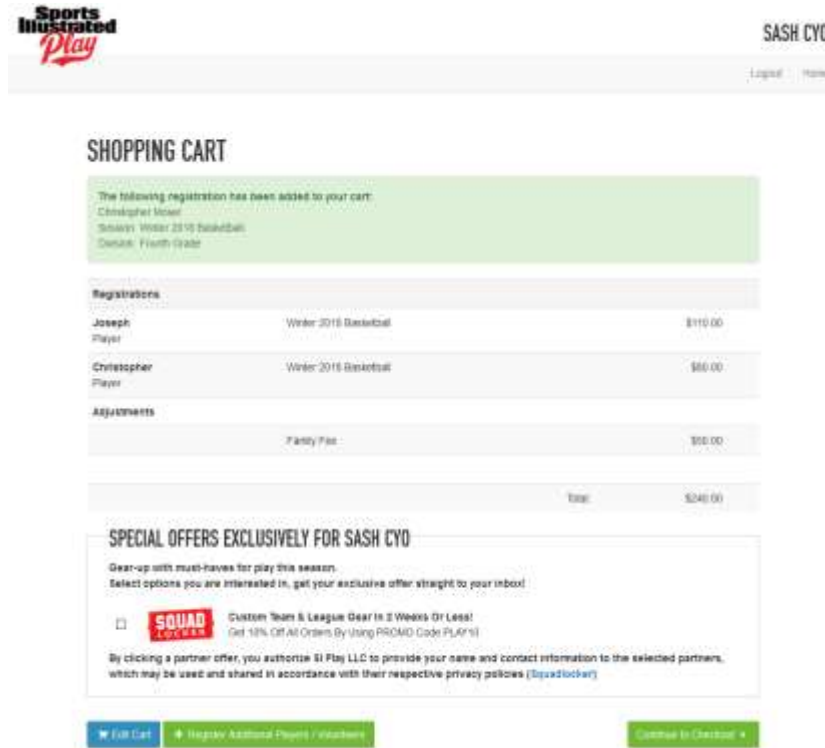
Continue Change Session

CANCEL AND RETURN TO ACCOUNTS PAGE

10. Either you click “Home,” and Repeat the Steps of 3 – 5 for additional players OR follow the Payment Instructions below.

IV. Payments:

1. Click Continue to Checkout  :



Sports Illustrated Play SASH CYO

[Logout](#) [Home](#)

SHOPPING CART

The following registration has been added to your cart:
Christopher Player
Season: Winter 2018 Basketball
Details: Fourth Grade

Registrations		
Joseph Player	Winter 2018 Basketball	\$110.00
Christopher Player	Winter 2018 Basketball	\$60.00

Adjustments	
Family Fee	\$50.00

Total \$240.00

SPECIAL OFFERS EXCLUSIVELY FOR SASH CYO

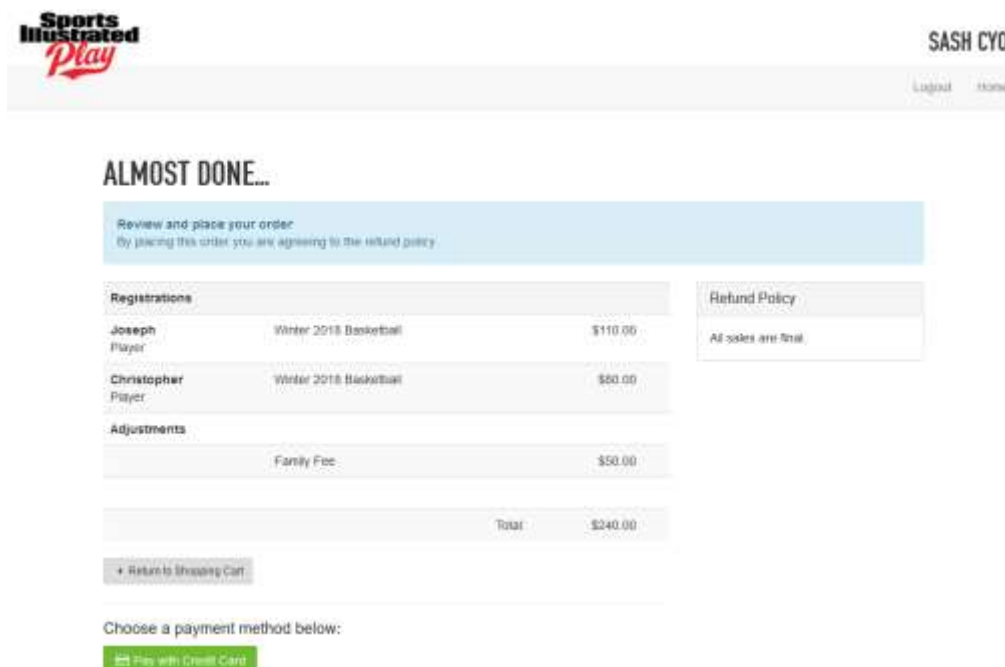
Gear-up with must-haves for play this season.
Select options you are interested in, get your exclusive offer straight to your inbox!

SQUAD Custom Team & League Gear in 2 Weeks Or Less!
Get 10% Off All Orders By Using PROMO Code PLAY15!

By clicking a partner offer, you authorize SI Play LLC to provide your name and contact information to the selected partners, which may be used and shared in accordance with their respective privacy policies ([SquadLocker](#))

[Full Cart](#) [Register Additional Player / Players](#) [Continue to Checkout](#)

2. Click Pay with Credit Card  :



Sports Illustrated Play SASH CYO

[Logout](#) [Home](#)

ALMOST DONE...

Review and place your order
By placing this order you are agreeing to the refund policy.

Registrations		
Joseph Player	Winter 2018 Basketball	\$110.00
Christopher Player	Winter 2018 Basketball	\$60.00

Adjustments	
Family Fee	\$50.00

Total \$240.00

[Return to Shopping Cart](#)

Refund Policy
All sales are final.

Choose a payment method below:

[Pay with Credit Card](#)

3. Fill-out the Payment Form, and click [Complete Payment](#) :



SASH CYO

[Logout](#) [Home](#)

Order Information

Your payment amount is **\$240.00**

First Name*

Last Name*

Street*

City*

State*

Postal Code*

The following credit card types are supported: Visa, MasterCard, American Express, Discover

Number*

Expiration Month*

Expiration Year*

CVV*

Store Credit Card*

This checkbox will authorize Sports Illustrated Play to process automatic payments to settle your order.

[Complete Payment](#) [Cancel Transaction](#)